



Cameraderie

The Newsletter of the NIH Camera Club, Bethesda, MD Vol. 63 (9); April 2024

**“Romania Street”
By Nancy Axelrod**



The NIH CAMERA CLUB

April 2024 Table of Contents



TABLE OF CONTENTS/INFO.....	2
PRESIDENT’S CHAT.....	3
PSA UPDATE	4
MAPV FLYER	5-6
COMPETITION TOPIC FOR MAY.....	7
MAY JUDGE	8
APRIL WINNERS.....	9-15
LORRAINE LASKO SERVICE AWARD.....	16
EDUCATION NIGHT SPECIAL EDITION!.....	17-20
FAMOUS PHOTOGRAPHERS #90.....	21-24
WEBSITE INFORMATION.....	25
GENERAL CLUB INFORMATION.....	26
BOARD MEMBERS AND MEETING INFORMATION.....	27
MEMBERSHIP APPLICATION AND RENEWAL FORM.....	28

For comments or questions contact our new club president Dale Lewis at Dale2wis@gmail.com

Save the Dates

Tuesday May 14th, 7pm in Person

Topic: Modes of Transportation


Educational Night: Tuesday May 21 6:30pm in person!!



President's Chat

April 2024

By Dale Lewis



The NIH Camera Club's mission is to encourage the knowledge, skills, and enjoyment of photography in our meetings, classes, lectures, and demonstrations of the various aspects of photography.

First, I would like to congratulate Jim Turner for receiving an Outstanding Service Award from Mid-Atlantic Photo Expo. Jim oversaw the Student Competition. The plaque was presented to Jim in person at the Five Star Residences on 4-16-24 by Dale Lewis.

Second, I would like to thank Gosia Klosek (Secretary), and Stan Collyer (Treasurer) for their excellent service to the NIHCC for many years. The two-year terms for both positions will end in June 2024. However, we are honored that Gosia and Stan volunteer to serve the NIHCC for another term. They are invaluable assets to the functioning of the club. We are lucky to have their passion for photography.

Third, I was very happy about our first travelogue by Gosia on April 16 at the Five Star Residences. Gosia gave an awesome presentation on Southern India: Amazing Tamil Nadu. There were 11 members and 19 residents. We were very happy to see a large turnout of residents. Thank you, Florence, for your support and promoting the event. Florence was kind to allow us to take photos of the residents from the back.

Fourth, we are fast approaching the end of the calendar year in June, and we need to start planning programs for the next calendar year (2024-2025) to make it even better than the current year.

Fifth, we need your help, cooperation, and willingness to volunteer for positions to help the club continue to serve your needs and photographic skills. Quentin and I need another Digital Czar to help us with the competition. We will train you.

Six, we had a partial solar eclipse on April 8, 2024, and I am sure many of you photographed the eclipse or just enjoyed looking at it with your glasses. I had the pleasure of photographing it and it was awesome. I understand the next total solar eclipse will be in Europe on Wednesday, August 12, 2026. You can start planning your European trip.


Seven. Spring is here, and beautiful flowers are blooming. There are a lot of places to visit to photograph flowers. We should also be planning a field trip for the club. Any member can plan a field trip. You can let other members know you are going to photograph flowers at Brookside garden for example and perhaps other members will join you.

Finally, keep learning about your camera by reading the manual, watching YouTube videos, talking to other members, and taking lots of photos. Try a new technique each week and challenge yourself to excel in photography. Have fun photographing whatever your heart desires.





PSA Rep Rap April 2024 By Dick Sprott



PSA Festivals are fun, informative and sometimes surprising. Last year’s festival was in Williamsburg, VA. In addition to many really good talks and tours, an addition to the usual vendor area was an opportunity to sell used equipment to a dealer. That is where I met Arlene Sheras of Used Photo Pro, an Indianapolis based used equipment dealer. I had brought along a couple of 6X7 cameras and appropriate lenses in hopes that I might get a little something for them. To my surprise, I was treated very fairly. Chatting with Arlene while she examined my equipment, I found that she lives in Rockville. We quickly concluded that a trip to NIHCC could be a win-win event. Arlene could get to purchase used equipment and NIHCC members would be able to sell equipment they no longer need or want. That opportunity is coming up May, 21 at the Five Star Residence, on our usual education night. While Arlene examines and buys your equipment, her husband Michael will present an educational talk on composition. Details about the event can be found on our website at: <https://www.nihcameraclub.com/wp-content/uploads/2023-24/May%2021%202024.pdf>.

The web site shows that the event will start early, at 6:30, not our usual 7:00, so be early. The web site also indicates that the buyer will be available from 6:30 until 7:30 and be followed by the educational program. However, in order to have ample time for members to show Arlene their equipment, Arlene will work just outside the room in the entrance area or at the back of the room while the presentation is ongoing. A brief list of some, but not all, of the equipment Arlene will purchase includes;

- Most Film SLR Cameras
- Higher quality film point and shoot cameras
- Higher quality digital point and shoot cameras (need to have a battery and charger to get the most value)
- Digital SLRs (need to have a battery and charger to get the most value)
- SLR Lenses (both film and digital)
- Mirrorless Digital cameras
- Mirrorless Lenses
- Many types of on Camera Flash
- TLR cameras (Rollei, Minolta and others)
- Rangefinder cameras (Leica, Canon, Nikon, Voigtlander, etc)
- Rangefinder lenses
- Rangefinder viewfinders
- Most medium format cameras (both fixed lens and interchangeable lens)
- Medium format lenses
- Medium format backs
- Medium format prisms and meters
- Many types of view cameras (both studio and field)
- Large Format lenses
- Motor Drives
- Battery grips (Manufacturer's branded ones)
- Many types of vintage cameras
- Hand held light meters
- Tripods (working ones from Gitzo, Manfrotto, Benro, Induro,



Don’t miss this opportunity if you are one of the members who have been looking for an opportunity to sell your unused, used equipment. You will get to hear an interesting program as a bonus!

Complete details are available on our website at the url shown above, as well as pages 17-20 of this Newsletter)

2024 MAPV

STUDENT COMP:
OPENS MAY 13

NATURE & PHOTO ART:
OPENS **August 11**

PEOPLE'S CHOICE
VOTING: OCT 16-23

LIVE EVENT: NOV 2-3 AT HYLTON
PERFORMING ARTS CENTER
(MANASSAS, VA)

WWW.MIDATLANTICPHOTOVISIONS.ORG

*FALSE DRAGONHEAD BY DAVID TERAQ -NIHCC
BEST IN FLORA - PEOPLE'S CHOICE WINNER 2023*



Art Wolfe - Special Guest

AMAZING SPEAKERS

- Hands-on workshops: Light Painting, Critters, Macro and Raptors
- 10 more speakers
- Nature & Photo Art Galleries
- Vendors

NIHCC MEMBERS REMINDER

Juried artists are **REQUIRED** to volunteer during the show for things like setup/takedown and helping transport our out-of-town speakers who need transport between airport, hotel and Hylton.

OPEN VOLUNTEER POSITION

On-line Ticketing Manager



Michelle Valberg
Nikon Ambassador and
Keynote speaker

NIH CC Competition Topics 2024



**Please Note: The Images that you submit
must be taken in the last 3 years**

May: **Modes of Transportation** - For this competition topic, transportation includes anything that conveys people or goods across land or in the air or water. It may include conveyances as diverse as a rickshaw or armored personnel carrier, a space capsule or roller skates, a submarine or a trolley. The subject of the image should be the mode of transportation; for example, the subject should be the rickshaw not the person in the rickshaw.

May Judge: R. Andrew Hoff

Topic: Modes of Transportation

andrewhoffphotography@gmail.com





Andrew started photography in college. His introduction to photography meant sharing a Konica Rangefinder 35mm camera with another student and processing film in the darkroom. He found the experience unsatisfying. Despite trepidations, he received a Canon AE-1 from his parents as a graduation present. From that point on, photography became a fulfilling adventure. While re-learning photography through family and sports photographs, Andrew took the leap of faith and joined the Harrisburg Camera Club in 1986. For 37 years, Mr. Hoff has been a member while continually honing his photography skills. He started by training himself with finicky B&W infra-red film and color slide film. Moving on to a Canon F-1 and an Olympus OM-4 in the mid 80's, Andrew continued photographing in infra-red and moved to Fuji slide film. He focused extensively on architectural and landscape photography. He continued that work until digital photography made film cameras and processing untenable. In 2008, he grudgingly converted to digital photography.

The digital experience gave him new life as a photographer. He began to expand his vision and do something different. Andrew stopped photographing landscapes as his primary work and spent the next three years photographing abstractly. Since then, he has worked in multiple genres of photography. In 2015, Andrew started photographing people by necessity. The challenge of photographing people pushed him towards building a documentary portfolio based on carnival workers. His current focus has taken him to fairs and carnivals from Maine to Texas.

Andrew currently presents a variety of educational programs for novices through experienced photographers. In addition, he critiques photos and juried images for numerous photographic organizations, conferences and competitions in Pennsylvania, Massachusetts, Maryland and South Carolina. He has taught photography for children's photography camps and for adult evening classes. His images have been displayed in exhibition catalogues, solo and group shows, and have been accepted into regional, national and international juried shows. Andrew's work is in the permanent collection of the Pennsylvania State Museum and the Susquehanna Art Museum as well as in numerous private collections.

Andrew has a degree in Communications-Journalism and lives in York County, Pennsylvania. He is the past president of the Harrisburg Camera Club serving two stints as president and is currently leading the club again since 2022. He was the developer and catalyst for the annual spring "Light and Creativity" one day photography conference that was held in central PA. Under Mr. Hoff's leadership, his innovations and changes to the club were crucial to the clubs' survival, subsequent expansion and commitment to exhibition-quality work during the transition from film to digital.



April Winners

Topic: Landscapes, Cityscapes and Seascapes

Novice Digital

Julian Lewis	<i>Blossoming Monument</i>	1
--------------	----------------------------	---

Novice Monochrome

Julian Lewis	<i>Fountain</i>	1
--------------	-----------------	---

Advanced Digital

Rhina Cabezas	<i>Lima at Night</i>	1
Nancy Axelrod	<i>Romania Street</i>	2
Gosia Klosek	<i>Sunrise at Yuma Point</i>	3
Quentin Fisher	<i>Sunset at Big Bend</i>	H
Dale Lewis	<i>Historical Memorials of DC</i>	H
Diane Poole	<i>Virginia Pumpkin Field</i>	H

Advanced Monochrome

Rhina Cabezas	<i>Covered Pier</i>	1
Diane Poole	<i>Bull Run Battlefield</i>	2
Dale Lewis	<i>Curves of Cherry Blossom Trees</i>	3
Rhina Cabezas	<i>Cormorants Chilling Out</i>	H
George Lea	<i>Under the Silvery Moon</i>	H

January Winners

Topic: Landscapes, Cityscapes and Seascapes

Novice Color



First Place
“Blossoming Monument”
By Julian Lewis

This is a photo of the Washington Monument in Washington DC. I thought the cherry blossoms and the reflection of the trees on the water was a beautiful sight, so I took a couple photos of them with the Washington Monument in the background. The photo was taken on Friday, March 29th, 2024 at 2:21 PM using my iPhone 15 Pro Max with the following settings: ISO 64, 72mm, f1.78, 1/7092s.

Novice Monochrome



First Place
“Fountain”
By Julian Lewis

A This is a photo of the National World War II Memorial in Washington DC. When walking by the memorial with my dad, I noticed there was a side path we could walk up. I had previously been taking photos of the buildings and structures we walked by, so I thought to myself “Why not?” and decided to walk up the side path to take some photos of the fountain in the middle of the memorial. The photo was taken on Friday, March 29th, 2024 at 1:33 PM using my iPhone 15 Pro Max with the following settings: ISO 80, 27mm, f1.78, 1/5348s.

Advanced Color



First Place
“Lima at Night”
By Rhina Cebezas

This image was taken in Lima, Peru, during an evening commute. I was amazed by this magnificent view of the city, traffic, and skyscrapers. Canon, ISO 200, F16, 25 sec.



Second Place
“Romania Street”
By Nancy Axelrod

This image was taken in the colorful, well-preserved village of Biertan in Romania. I had to wait for quite a while until all the people had left the scene!

Sony a6400 camera (APS-C) with an 18-105mm lens (49mm equivalent), 1/400”, f/4.5, ISO 320.



Third Place
“Historical Memorials of DC”
By Dale Lewis

This photo of the Historical Memorials of DC was taken on 3/24/24 at 9:54 a.m. from the top of the Washington Monument at 500 feet. The view shows the World War II Memorial, the Reflection Pool, the Lincoln Memorial, the Constitution Gardens, the Dr. Martin Luther King Jr. Memorial, the Potomac River, the Arlington Memorial Bridge, and the Theodore Roosevelt Bridge. The Cherry Blossom Trees are touching the left side of the image. My settings: Canon EOS R5 camera, lens (EF 24-70 mm f/2.8L, IS, USM), f/18, 1/320 sec, ISO 400, 35 mm. The photo was edited in Lightroom.



HM
“Sunrise at Yuma Point”
By Gosia Klosek

The image was captured at the Grand Canyon's Yuma Point about 1200 feet below the South Rim. The rising sun creates ray streaks from behind clouds as it makes the Colorado river shine, illuminates parts of the landscape, and outlines the geometry of the buttes. Nikon 50mm 1/320 f/9.0 ISO 200



HM
“Virginia Pumpkin Field”
By Diane Poole

I took this image last year at a hike I went on with my friends. We went hiking in one of the beautiful state parks and when I saw the “Pop” of orange color I knew it was aa cool shot. With the cool clouds and dark sky it made the image even better. Shot on my Cannon T3

Advanced Monochrome



First Place
“Covered pier”
By Rhina Cabezas

This beautiful floating dock is located on the Chesapeake Bay, MD. It was fall and the sky was almost clear. Minutes before taking the photo, the gazebo was crowded. As we were leaving the pier, I looked back and loved how the gazebo, sky, and water created a nice waterfront image. With only a few moments left, I grabbed my iPhone and snapped a couple of photos. The monochrome gave an interesting and calm feel to the final image. Iphone, ISO 25, F1.8, 1/1200 sec.



Second Place
“Bull Run Battlefield ”
By Diane Poole

My friends and I went on a cool hike in Manassas Virginia. I LOVED the sky with zero clouds and I loved this cool image because it reminded me of an “old timey” picture of yester year. Image shot using my Iphone 14 PRO MAX



Third Place
“Curves of Cherry Blossom Trees”
By Dale Lewis

This photo of the Curves of Cherry Blossom Trees was also taken on 3/24/24 at 9:54:44 a.m. from the top of the Washington Monument at 500 feet. I waited almost 2 hrs. at the Washington Monument Lodge until 8:45 a.m. when the ticket window was opened to get a free ticket to the top of the Washington Monument to take this image. Last year 2023, I thought about taking a photo of the Cherry Trees during the Cherry Blossoms Season. You can see the Dr. Martin Luther King Jr. Memorial among the Cherry Blossoms. The body of water is called the Tidal Basin. You can see the curves of the blossoms around that area. My settings: Canon EOS R5 camera, lens (EF 24-70 mm f/2.8L, IS, USM), f/18, 1/320 sec, ISO 400, 70 mm. The photo was edited in Lightroom.



HM
“Cormorants Chilling Out”
By Rhina Cabezas

I was spending a few days in Portland, Oregon in the summer. During a boat ride I saw this group of cormorants hanging out on these rocks and poles. I loved the way they seem to create a curve within the image, as well as the different placement of the birds. Canon, ISO 100, F8, 1/320 sec.



HM
“Under the Silvery Moon”
By George Lea

Captured at near of summer 2022 on the Connecticut River with
Goose Island in the middle and Essex in the background

Call for Nominations – The 2024 NIH Camera Club Lorraine Lasko Service Award

You are cordially invited to submit your nomination for the 2024 Lorraine Lasko Service Award. This award honors our long-time member and dear friend, Lorraine Lasko, who made an exceptional contribution to our club by serving as our Program Chair for over 10 years.

Our club is fortunate to have many people who have provided significant service to keep the club running smoothly for the benefit of us all – and we are very grateful to all who have given so generously of their time and talents. However, the Lorraine Lasko Service Award will recognize exceptional service to the club, whether it be long-term service like Lorraine’s or service during a shorter period of time that required exceptional time and effort. Nominations must be received by **Friday, May 31, 2024.**

To be eligible for the award, a nominee must be a current member of the NIH Camera Club. However, the service to be recognized may be either past service or service the member is currently providing. An individual member may only win the award once (see previous winners below). The award winner will be selected by the Board in a written, secret ballot. Current Board members are eligible for the award; however, if they are nominated, they must recuse themselves from voting to select the winner of the award.

Any current club member may nominate someone for the award by filling out the form below. The Board will accept one nomination per club member.

Name of Nominator: _____ Date: _____
Name of Nominee: _____

Reasons for nominating this person for the Lorraine Lasko Service Award:

_____ (Use additional paper if necessary)

Send your nomination by regular mail or email to:

Vickie Allin
5032 Allan Road
Bethesda, MD 20816
Email: vickie1247@gmail.com

Previous winners:

2014 Pete Guion	2019 Diane Poole
2015 Vickie Allin	2020 Gosia Klosek
2016 Linda Eisenstadt	2021 Saul Pleeter
2017 Jim Turner	2022 Cathrine Sasek
2018 Stan Collyer	2023 Steven Levitas



Special Educational Meeting on May 21, 2024

(Note the changed times for the events.)

NIH Camera Club's May 21st Educational Meeting will consist of two activities. We will have a presentation on the elements of composition, **starting at 6:30** (see below for description). **Concurrently**, we will also have a buyer of used camera equipment who will be there to purchase any equipment that you might like to sell (See description as well as list below).

Both of these events will start at **6:30** at the Five Star Residence. We are hoping to have the selling/buying of camera gear take place just outside our usual room at the same time as the presentation is occurring inside our usual room. Note that the events will **start at 6:30, NOT at 7:00**. We anticipate that the presentation will go for about an hour, but the equipment selling will most likely take longer than an hour.

If you have used camera gear that you might be interested in selling, this will be an opportunity see what a professional buyer might offer. There is more info below, but I want to point out that the buyer is interested in not only digital equipment, but also film cameras. So this might be an opportunity to get some cash for your old film cameras!

Equipment Selling Opportunity

The May Educational session is going to include an equipment purchasing event where members will have the opportunity to sell any old equipment that they no longer use. The person who will be buying the equipment is Arlene Sheras, who is a Buyer/Independent Consultant for Roberts Camera and UsedPhotoPro. A list of some of the equipment she is interested in, is below, but keep in mind that this list is not all inclusive. So if you have equipment that you would like to sell that isn't listed, still bring it to the meeting. Arlene will evaluate the equipment and then determine the price that she can offer.

Arlene is happy to talk to anyone before the event. If you would like to communicate with her, her email is: asheras@robertscamera.com and her phone number is 301-526-9065.

Educational Presentation

In addition, there will also be a presentation by Michael Sheras (Arlene's husband). He is planing to discuss composition, including examples by several well known photographers. A description of his presentation is below.

ELEMENTS OF COMPOSITION

SHORT COURSE OUTLINE

Michael Sheras

This is a course in photographic composition; In order to take good pictures, first you have to be able to see good pictures. If a picture is worth 1,000 words, this course will discuss the 1,000 words.

PART ONE – THE 9 RULES OF COMPOSITION

Rule #0: Follow your eye; your eye enters the photograph from the left, it follows lines and seeks brightness and sharpness.

Rule #1: Leading Lines; How to make 3 dimensional objects 2 dimensional.

Rule #2: Shoot verticals for Impact and strength.
(Horizontal compositions are more peaceful and scenic.)

Rule #3: Move subjects off center.

Rule #4: The rule of thirds. Each of the four points are called “golden mean points” and are best spots to place the main subject.

Rule #5: Move in close to your main subject (or have a distinct reason not to).

Rule #6: Relative Size; Make subjects different size to show depth.

Rule #7: Internal Framing; Use objects inside the main frame to frame your main subject.

Rule #8: The rule of odds; Use an odd number of main elements to make a stronger photograph.

Rule #9: Keep your horizons horizontal and your buildings vertical. Keep horizons straight and columns and buildings vertical for a more pleasing composition.
You can utilize grid lines in your viewfinder to assist you.

Rule #10: Rules 1-9 are optional. Let your sense of good composition be your guide and break the rules if you feel your composition is as good as it can be.

PART TWO – 4 MASTERS OF COMPOSITION

Master #1: Ansel Adams
Principle of Composition: Previsualization
Website: anseladams.com

Master #2: Arnold Newman
Principle of Composition: Environmental Portraiture
Website: www.arnoldnewman.com

Master #3: Sam Abell
Principle of Composition: Microcomposition
Website: www.samabell.com

Master #4: Douglas Kirkland
Principle of Composition: Passion
Website: www.douglaskirkland.com

PHOTO EQUIPMENT THAT ARLENE IS INTERESTED IN:

Some of the equipment that Arlene routinely buys is listed below. Keep in mind that this list is not all inclusive.


Most Film SLR Cameras
Higher quality film point and shoot cameras
Higher quality digital point and shoot cameras (need to have a battery and charger to get the most value)
Digital SLRs (need to have a battery and charger to get the most value)
SLR Lenses (both film and digital)
Mirrorless Digital cameras
Mirrorless Lenses
Many types of on Camera Flash
TLR cameras (Rollei, Minolta and others)
Rangefinder cameras (Leica, Canon, Nikon, Voigtlander, etc)
Rangefinder lenses
Rangefinder viewfinders
Most medium format cameras (both fixed lens and interchangeable lens)
Medium format lenses

Medium format backs
Medium format prisms and meters
Many types of view cameras (both studio and field)
Large Format lenses
Motor Drives
Battery grips (Manufacturer's branded ones)
Many types of vintage cameras
Hand held light meters
Tripods (working ones from Gitzo, Manfrotto, Benro, Induro, Really Right Stuff)
Studio Lighting (Profoto, Alien Bees, LED lights)
Some types of accessories (far too numerous to list... just suggest that they bring them along and I will decide when I see what they have)

Famous Photographers By Stephen Levitas

#90 Apr. 2024
Cameraderie

**William
Eggleston
(1939-)**



William Eggleston, along with Stephen Shore (#89, Jan. 2024) was a leader in establishing color images into the photographic canon. Like Shore, Eggleston often focused on the momentarily-seen snatches of life around him, eschewing rules of composition. Eggleston was influenced early by Robert Frank (#23, Oct. 2017), and Henri Cartier-Bresson's (#43, Sept. 2019) book, *The Decisive Moment*. He was among the first photographers to have color photographs exhibited by MOMA—the highest American stamp of canonical approval.

The Wikipedia article quotes the writer and photographer Eudora Welty and others as follows:

Eggleston's mature work is characterized by its ordinary subject matter. As Eudora Welty noted in her introduction to *The Democratic Forest*, an Eggleston photograph might include “old tires, Dr. Pepper machines, discarded air-conditioners, vending machines, empty and dirty Coca-Cola bottles, torn posters, power poles and power wires, street barricades, one-way signs, detour signs, No Parking signs, parking meters, and palm trees crowding the same curb.” Eudora Welty suggests that Eggleston sees the complexity and beauty of the mundane world: “The extraordinary, compelling, honest, beautiful and unsparing photographs all have to do with the quality of our lives in the everyday world: they succeed in showing us the grain of the present, like the cross-section of a tree... They focus on the mundane world. But no subject is fuller of implications than the mundane world!” Mark Holborn, in his introduction to *Ancient and Modern*, writes about the dark undercurrent of these mundane scenes as viewed through Eggleston's lens: “[Eggleston's] subjects are, on the surface, the ordinary inhabitants and environs of suburban Memphis and Mississippi—friends, family, barbecues, back yards, a tricycle and the clutter of the mundane. The normality of these subjects is deceptive, for behind the images there is a sense of lurking danger.” American artist Edward Ruscha said of Eggleston's work, “When you see a picture he's taken, you're stepping into some kind of jagged world that seems like Eggleston World.”

Here is the Wikipedia article: https://en.wikipedia.org/wiki/William_Eggleston

The Eggleston Foundation website has a fine display of nearly two dozen of Eggleston's images: <https://www.egglestonartfoundation.org/>

The MOMA page for Eggleston has 215 of his images online: <https://www.moma.org/artists/1690>

The Eggleston page on artnet has a large number of Eggleston images, and this notable quote:

In 1976, the curator John Szarkowski mounted the exhibition “Eggleston's Guide” at The Museum of Modern Art, a solo show of the artist's color photographs which was famously condemned by the traditional photographer Ansel Adams [#12, March 2014]. Since his debut exhibition, Eggleston has gone on to produce a number of important photobooks, including *The Democratic Forest* (1989), which have in turn influenced a younger generation of photographers, including Martin Parr and Stephen Shore.

Here is the artnet link: <https://www.artnet.com/artists/william-eggleston/>

Here is a selection of Eggleston's images that I liked. Please see more at the links above.

William Eggleston, *Untitled*, c. 1973 (Known as “The Red Ceiling”)



Eggleston was fascinated by deep colors. He produced this image using dye transfer printing and commented (see the Wikipedia article) that “The ultimate print was a dye transfer. ... Every photograph I subsequently printed with the process seemed fantastic and each one seemed better than the previous one.” “The Red Ceiling is so powerful, that in fact, I've never seen it reproduced on the page to my satisfaction. When you look at the dye it is like red blood that's wet on the wall. A little red is usually enough, but to work with an entire red surface was a challenge.”

I don't understand dye transfer printing, but I found this unattributed comment in an Internet search, “The dyes produce a wide range of colors and tones, and dye transfer prints are perhaps the most archivally stable.”

William Eggleston, *Untitled*, c. 1974



I don't know how Eggleston got this shot, but it's just simply clever.

William Eggleston, *Untitled*, c. 1984



Compare this image to Stephen Shore's 1975 Beverly Boulevard and La Brea Avenue image from this past January, shown here in miniature.

William Eggleston, *Untitled*, c. 1973



This is another example of the momentarily-seen snatches of life that I mentioned earlier. This image has typical Eggleston overtones of "lurking danger," as noted in the Wikipedia article.



William Eggleston, *Untitled*, c. 1965-74

This image interests me a great deal because I think it balances between a snatched view of a moment and a careful composition.

The NIH
CAMERA
CLUB



Register to become a member on the NIHCC Website

Our Webmaster Jim Turner is working very hard to make our website awesome. If you haven't registered yet, please do! If you have any questions about the way things work, please feel free to e-mail Jim, and he will be able to help you with the easy process.

<http://www.nihcameraclub.com>



Silver Spring Camera Club

You might be interested to see what our sister club, the Silver Spring Camera Club, is up to! Here is a link to their site. They also publish a newsletter, Cable Release, and it is available here.

<http://www.sscphotography.org/>



A Proud Member of the



**Maryland
Photography Alliance**

<https://www.mdphotoalliance.org/>

**This newsletter is published monthly
by the National Institutes of Health Camera Club, Bethesda, MD.**

© NIH Camera Club and its Contributors

The contents of *Cameraderie* are copyrighted. No material herein may be reproduced in any manner without the written permission of the Editor or the material's author.

**You may now apply for, or renew, membership online at:
<https://www.nihcameraclub.com/about-us-2/become-a-member/>.**

You'll be directed to pay via PayPal (you don't need a PayPal account). If you prefer not to pay online, please print the application form below, then sign and mail it along with your check to the Treasurer. You must be a member to compete in monthly competitions.

You do not have to work at NIH to join the club.



Club Officers and Committees

President: Dale Lewis

Vice President: Karen Goldman

Secretary: Gosia Klosek

Treasurer: Stan Collyer

Program Chair: Cathrine Sasek

Education, Workshop: Cathrine Sasek

Field Trip Chair: Vacant

Digital Czar(s): Quentin A. Fisher, Dale Lewis, Sammy Katta

Social Chair: Suzanne Dater

Membership Coordinator: Karen Goldman

Nominating Committee Chair: Karen Goldman

Communications Director: Ann McDermott

PSA Rep: Dick Sprott

Mid-Atlantic Photo Visions: Rhina Cabezas

Maryland Photography Alliance: Diane Poole

Editor: Diane Poole

Webmaster: Jim Turner

Meeting Location



Directions:

The Five Star Residences of Chevy Chase is located at 8100 Connecticut Avenue, Chevy Chase, MD (1 mile south of the Beltway). The entrance to the underground parking is down the ramp on the right side of the building. At the door of the garage there is an intercom - push the call button and tell the attendant that you are there for a meeting of the NIH Camera Club. You may park in any free spaces in the garage. Then take the elevator to the first floor and proceed to the Community Room. Someone at the reception desk can direct you if you need help.

Competition Night: Second Tuesday of the month



PSA Newsletter Awards

MEMBERSHIP APPLICATION and RENEWAL FORM

National Institutes of Health Camera Club
(NIHCC)

Membership in the NIH Camera Club historically consisted of current and former NIH employees and their families. The club is now open to anyone who has an interest in photography. The Treasurer collects Camera Club dues by September.

DATE: _____

NAME: _____

ADDRESS: _____

PHONE #: HOME _____ CELL _____

E-MAIL ADDRESS _____

ANNUAL DUES (please check the appropriate line):

\$__ Singlemembership: **\$50**

\$__ Family membership (Family members in same household): **\$75**

AMOUNT PAID \$_____ Cash____ Check#_____

MAKE CHECKS PAYABLE TO: NIH Camera Club

SEND TO: Stan Collyer, Treasurer
701 King Farm Blvd.
Apt. 522
Rockville, MD 20850
Email: sccollier@aol.com

Please indicate how you would like to be involved in NIH Camera Club activities:

- | | |
|-------------------------------------|-------------------------|
| ---Program Committee | ---Membership Committee |
| ---Social Committee | ---Publicity Committee |
| ---Field Trip Committee | ---Newsletter Committee |
| ---Workshop and Education Committee | ---Website Committee |

WAIVER

I hold the NIH Camera Club (NIHCC) and each member of NIHCC, individually and collectively, blameless for any injury that may occur to me or my guests, or my property while participating in any NIHCC activity or event.

Print Name

Signature

Date